



# Round 5 : August 5 - 7

## Morgan Park Raceway



### DUNLOP SUPERSPORT 300 CHAMPIONSHIP

#### Race 2

Date: 07/08/22  
 Event: R06  
 Weather: Sunny - Temp: 15.5C  
 Track: Dry - Temp: 30.5C

Started at: 11:04:53  
 Laps: 10  
 Starters: 22  
 Printed at: 21:19

#### AMENDED CLASSIFICATION

Pos	No	Name	Machine	Laps	Race Time	Behind Leader	Behind Prev	Fastest Lap	On Lap	Top Speed
1	91	Taiyo AKSU (QLD) / XXX Rated Suspension / MMM M-cycles / Ricondi / OPRacing / Procycle	Yamaha YZF-R3	10	14:08.457			1:23.869	9	162
2	26	Cameron SWAIN (QLD) / ProGP Racing / Y-Drive / Impella / Forcite / GB Racing / Bonamici Racing	Yamaha YZF-R3	10	14:08.506	.049	.049	1:23.781	10	159
3	20	Jonathan NAHLOUS (NSW) / Complete AV / Race Dynamics / Anderson Stands	Kawasaki Ninja	10	14:08.538	.081	.032	1:23.801	9	158
4	3	Cameron DUNKER (NSW)	Yamaha YZF-R3	10	14:08.937	.480	.399	1:23.437	9	164
5	46	Marianos NIKOLIS (NSW) / Ben Freestyle Tattoo Racing / Ali Baba / Le Wrap / Freestyle Tattoo Studio	Yamaha YZF-R3	10	14:09.072	.615	.135	1:23.361	10	165
6	39	Glenn NELSON (QLD) / AGV / Fusport / PlugALug / Dynoverks / XXX Suspension / Always Livin	Yamaha YZF-R3	10	14:10.306	1.849	1.234	1:23.956	9	164
7	25	Brodie GAWITH (VIC) / Ricondi / AGV / TCX / Peter Stevens M-cycles / SPS Panels	Yamaha YZF-R3	10	14:10.377	1.920	.071	1:23.929	9	160
8	51	Sam PEZZETTA (SA) / Unitech Racing / Remo Contractors / SA Profiling / Aus Crush & Recycle	Yamaha YZF-R3	10	14:22.379	13.922	12.002	1:25.015	7	157
9	32	Jai RUSSO (NSW) / Russo Performance / MotoStars / Ricondi / AGV Helmets / TCX Boots	Yamaha YZF-R3	10	14:22.445	13.988	.066	1:24.949	10	158
10	22	Zac JOHNSON (VIC) / Ben Freestyle Tattoo Racing / Proworx / Freestyle Tattoo Studio / Well Sprung	Kawasaki Ninja	10	14:22.799	14.342	.354	1:24.485	7	159
11	18	Tristan VERCOE (NSW) / Jason Whitehead / RaceDNA	Kawasaki Ninja	10	14:24.406	15.949	1.607	1:25.233	4	157
12	80	Cameron RENDE (SA) / Unitech Racing / Remo Contractors / SA Profiling / Aus Crush & Recycle/ YRD	Yamaha YZF-R3	10	14:24.411	15.954	.005	1:25.175	7	158
13	33	Jack FAVELLE (NSW) / Moto City	Yamaha YZF-R3	10	14:24.717	16.260	.306	1:24.611	9	154
14	57	Cooper ROWNTREE (SA) / Anytime Fitness / Baseline Fabrication	Yamaha YZF-R3	10	14:25.263	16.806	.546	1:25.457	5	158
15	65	Nate O'NEILL (QLD) / TeamBWR / RBM / XXX Suspension / Suncoast Powerhouse / RaceDNA	Yamaha YZF-R3	10	14:33.087	24.630	7.824	1:25.743	4	153
16	45	Jamie PORT (VIC) / Yamaha / AGV / Ricondi / Pirelli / Motul	Yamaha YZF-R3	10	14:37.755	29.298	4.668	1:26.543	2	156
17	118	Mark ORGAN (QLD) / Shozo Racing / Rose City Caravan Park / Nifty Bookkeeping / Warley Consult.	Kawasaki Ninja	10	14:38.288	29.831	.533	1:26.534	2	155
18	125	Steve DOUGHERTY (QLD) / Motorcycle Sportsmen of Qld	Yamaha YZF-R3	10	14:38.878	30.421	.590	1:26.850	3	153
19	232	Daley MILLS (QLD) / Jason Whitehead / RaceDNA	Kawasaki Ninja	10	14:55.201	46.744	16.323	1:27.934	2	151
20	12	Henry SNELL (QLD) / Megacycle Racing / Ricondi / AGV / TCX / M-cycle Transport & Logistics	Yamaha YZF-R3	10	14:57.924	49.467	2.723	1:24.891	5	158
DNF	279	Hayden NELSON (NSW) / Taree Motorcycles / Gow Moto / Knight Designs	Yamaha YZF-R3	8	11:20.939	1 Lap		1:24.117	7	166
DSQ	181	Liam WATERS (QLD) / XXX Rated Suspension	Yamaha YZF-R3	10	14:08.501	.044		1:23.803	9	165

Fastest Lap was 1:23.361 by Marianos NIKOLIS (NSW)

Current race lap record for SS300 class - 1:22.985 by Zac LEVY (QLD) on a Yamaha R3 321 set on 07/07/19

\*\*\* POST RACE AMENDMENT (08/08/22) - No. 181 (Liam Waters) disqualified due to a breach of ASBK Technical Regulations 4.26.4 Technical Regulations (SSP300) Permitted Modifications \*\*\*

The results are provisional until the end of the time limit for protests and appeals.

Chief Timekeeper - Scott Lailg

Race Director - Tom Williams



[www.computime.com.au](http://www.computime.com.au)  
 COMPUTIME RACE TIMING SYSTEMS PTY LTD





# Round 5 : August 5 - 7

## Morgan Park Raceway



### DUNLOP SUPERSPORT 300 CHAMPIONSHIP

#### Race 2

Date: 07/08/22  
 Event: R06  
 Weather: Sunny - Temp: 15.5C  
 Track: Dry - Temp: 30.5C

Started at: 11:04:53  
 Laps: 10  
 Starters: 22  
 Printed at: 21:19

#### AMENDED LAP TIMES

No	Name	Lap 1	Lap 2	Lap 3	Lap 4	Lap 5	Lap 6	Lap 7	Lap 8	Lap 9	Lap 10
3	Cameron DUNKER (NSW)	1:30.284	1:24.445	1:24.523	1:24.864	1:24.188	1:24.063	1:24.209	1:25.153	<b>1:23.437</b>	1:23.771
12	Henry SNELL (QLD)	1:33.078	1:26.303	1:25.943	1:25.269	<b>1:24.891</b>	1:25.226	1:25.254	1:25.170	1:25.418	2:01.372
18	Tristan VERCOE (NSW)	1:34.463	1:25.526	1:26.548	<b>1:25.233</b>	1:25.566	1:25.356	1:25.558	1:25.251	1:25.374	1:25.531
20	Jonathan NAHLOUS (NSW)	1:29.171	1:24.712	1:24.573	1:24.661	1:24.266	1:24.362	1:24.432	1:24.223	<b>1:23.801</b>	1:24.337
22	Zac JOHNSON (VIC)	1:34.148	1:25.941	1:26.322	1:25.040	1:25.212	1:25.937	<b>1:24.485</b>	1:24.637	1:25.393	1:25.684
25	Brodie GAWITH (VIC)	1:30.785	1:24.292	1:24.708	1:24.473	1:24.471	1:24.132	1:24.460	1:24.598	<b>1:23.929</b>	1:24.529
26	Cameron SWAIN (QLD)	1:29.764	1:24.597	1:24.833	1:24.667	1:23.988	1:24.067	1:24.197	1:24.657	1:23.955	<b>1:23.781</b>
32	Jai RUSSO (NSW)	1:32.883	1:26.353	1:26.060	1:25.491	1:25.163	1:25.111	1:25.019	1:25.521	1:25.895	<b>1:24.949</b>
33	Jack FAVELLE (NSW)	1:32.193	1:25.803	1:26.058	1:25.688	1:25.727	1:25.282	1:25.189	1:29.090	<b>1:24.611</b>	1:25.076
39	Glenn NELSON (QLD)	1:29.071	1:25.035	1:24.496	1:24.994	1:24.370	1:24.453	1:24.562	1:24.819	<b>1:23.956</b>	1:24.550
45	Jamie PORT (VIC)	1:35.749	<b>1:26.543</b>	1:26.919	1:26.703	1:26.958	1:26.627	1:27.276	1:26.942	1:26.877	1:27.161
46	Marianos NIKOLIS (NSW)	1:29.877	1:24.508	1:24.377	1:24.484	1:24.325	1:24.519	1:24.386	1:25.234	1:24.001	<b>1:23.361</b>
51	Sam PEZZETTA (SA)	1:32.306	1:25.650	1:26.127	1:25.628	1:25.726	1:25.664	<b>1:25.015</b>	1:25.509	1:25.545	1:25.209
57	Cooper ROWNTREE (SA)	1:33.812	1:25.711	1:26.121	1:25.771	<b>1:25.457</b>	1:25.724	1:25.723	1:25.705	1:25.595	1:25.644
65	Nate O'NEILL (QLD)	1:35.089	1:26.456	1:26.133	<b>1:25.743</b>	1:25.848	1:26.243	1:26.452	1:26.655	1:26.928	1:27.540
80	Cameron RENDE (SA)	1:32.760	1:26.517	1:26.393	1:25.306	1:25.379	1:25.244	<b>1:25.175</b>	1:25.756	1:26.151	1:25.730
91	Taiyo AKSU (QLD)	1:29.064	1:24.873	1:24.500	1:24.676	1:24.252	1:24.433	1:24.528	1:24.024	<b>1:23.869</b>	1:24.238
118	Mark ORGAN (QLD)	1:35.322	<b>1:26.534</b>	1:26.823	1:26.840	1:27.434	1:26.599	1:27.076	1:27.298	1:26.764	1:27.598
125	Steve DOUGHERTY (QLD)	1:34.757	1:27.376	<b>1:26.850</b>	1:26.999	1:27.098	1:26.873	1:26.928	1:27.078	1:27.720	1:27.199
181	Liam WATERS (QLD)	1:29.646	1:24.777	1:24.470	1:24.419	1:24.255	1:24.193	1:24.394	1:24.398	<b>1:23.803</b>	1:24.146
232	Daley MILLS (QLD)	1:36.645	<b>1:27.934</b>	1:27.946	1:28.051	1:28.164	1:29.002	1:28.590	1:29.168	1:30.000	1:29.701
279	Hayden NELSON (NSW)	1:30.121	1:24.742	1:24.646	1:24.284	1:24.458	1:24.272	<b>1:24.117</b>	1:24.299		

\*\*\* POST RACE AMENDMENT (08/08/22) - No. 181 (Liam Waters) disqualified due to a breach of ASBK Technical Regulations 4.26.4 Technical Regulations (SSP300) Permitted Modifications \*\*\*

The results are provisional until the end of the time limit for protests and appeals.

*Scott Laing*  
 Chief Timekeeper - Scott Laing

*Tom Williams*  
 Race Director - Tom Williams



[www.computime.com.au](http://www.computime.com.au)  
 COMPUTIME RACE TIMING SYSTEMS PTY LTD





# 2022 Round 5 : August 5 - 7

## Morgan Park Raceway



ASBK.COM.AU f t i y



### DUNLOP SUPERSPORT 300 CHAMPIONSHIP

#### Race 2

Date: 07/08/22  
 Event: R06  
 Weather: Sunny - Temp: 15.5C  
 Track: Dry - Temp: 30.5C

Started at: 11:04:53  
 Laps: 10  
 Starters: 22  
 Printed at: 21:19

#### AMENDED SPLIT TIMES

Lap	Split 1	Split 2	Split 3	Lap Time	Spd	Lap	Split 1	Split 2	Split 3	Lap Time	Spd
<b>3 Cameron DUNKER (NSW) (4th)</b>						9	<b>28.874</b>	29.152	<b>25.775</b>	<b>1:23.801</b>	157
1	35.075	28.980	26.229	1:30.284	81	10	29.035	29.118	26.184	1:24.337	156
2	29.110	29.219	26.116	1:24.445	159	<b>22 Zac JOHNSON (VIC) (10th)</b>					
3	29.466	29.193	25.864	1:24.523	158	1	37.646	29.759	26.743	1:34.148	101
4	29.421	29.017	26.426	1:24.864	161	2	29.775	29.493	26.673	1:25.941	154
5	29.332	28.970	25.886	1:24.188	159	3	29.951	29.993	26.378	1:26.322	153
6	29.116	28.823	26.124	1:24.063		4	29.250	29.335	26.455	1:25.040	156
7	29.153	29.176	25.880	1:24.209		5	29.504	29.225	26.483	1:25.212	154
8	29.975	29.333	25.845	1:25.153	164	6	29.513	29.996	26.428	1:25.937	155
9	28.978	<b>28.814</b>	<b>25.645</b>	<b>1:23.437</b>	157	7	<b>29.239</b>	29.333	<b>25.913</b>	<b>1:24.485</b>	152
10	<b>28.813</b>	28.836	26.122	1:23.771	155	8	29.488	<b>29.120</b>	26.029	1:24.637	157
<b>12 Henry SNELL (QLD) (20th)</b>						9	29.532	29.581	26.280	1:25.393	159
1	36.744	29.893	26.441	1:33.078	89	10	29.759	29.845	26.080	1:25.684	153
2	29.635	29.619	27.049	1:26.303	158	<b>25 Brodie GAWITH (VIC) (7th)</b>					
3	29.958	29.492	26.493	1:25.943	157	1	35.527	29.281	25.977	1:30.785	83
4	29.419	29.379	26.471	1:25.269	154	2	29.033	29.256	26.003	1:24.292	152
5	29.433	29.422	<b>26.036</b>	<b>1:24.891</b>		3	29.468	29.438	25.802	1:24.708	156
6	29.604	29.247	26.375	1:25.226		4	29.137	<b>29.030</b>	26.306	1:24.473	157
7	<b>29.378</b>	29.434	26.442	1:25.254		5	29.374	29.204	25.893	1:24.471	
8	29.454	<b>29.212</b>	26.504	1:25.170	151	6	29.153	29.373	25.606	1:24.132	
9	29.523	29.391	26.504	1:25.418	150	7	29.308	29.095	26.057	1:24.460	
10	29.528	56.016	35.828	2:01.372	150	8	29.636	29.313	25.649	1:24.598	156
<b>18 Tristan VERCOE (NSW) (11th)</b>						9	29.341	29.097	<b>25.491</b>	<b>1:23.929</b>	159
1	37.042	30.267	27.154	1:34.463	82	10	<b>28.936</b>	29.599	25.994	1:24.529	160
2	29.788	<b>29.526</b>	26.212	1:25.526	149	<b>26 Cameron SWAIN (QLD) (2nd)</b>					
3	29.806	30.315	26.427	1:26.548	155	1	34.516	29.063	26.185	1:29.764	78
4	29.358	29.789	26.086	<b>1:25.233</b>	156	2	29.360	28.918	26.319	1:24.597	158
5	29.627	29.734	26.205	1:25.566	157	3	29.379	29.267	26.187	1:24.833	155
6	29.505	29.717	26.134	1:25.356	154	4	29.155	28.855	26.657	1:24.667	158
7	29.921	29.601	<b>26.036</b>	1:25.558	157	5	29.226	28.865	25.897	1:23.988	
8	<b>29.314</b>	29.595	26.342	1:25.251	153	6	29.248	<b>28.765</b>	26.054	1:24.067	
9	29.400	29.875	26.099	1:25.374	152	7	29.349	28.916	25.932	1:24.197	
10	29.587	29.672	26.272	1:25.531	155	8	29.971	28.848	<b>25.838</b>	1:24.657	153
<b>20 Jonathan NAHLOUS (NSW) (3rd)</b>						9	29.103	28.859	25.993	1:23.955	159
1	34.053	29.014	26.104	1:29.171	74	10	<b>28.846</b>	28.959	25.976	<b>1:23.781</b>	153
2	29.469	29.193	26.050	1:24.712	156	<b>32 Jai RUSSO (NSW) (9th)</b>					
3	29.352	29.357	25.864	1:24.573	155	1	36.612	29.664	26.607	1:32.883	90
4	28.948	29.383	26.330	1:24.661	158	2	29.720	29.649	26.984	1:26.353	158
5	29.095	28.853	26.318	1:24.266	157	3	29.844	29.604	26.612	1:26.060	150
6	29.099	29.253	26.010	1:24.362	154	4	29.708	29.234	26.549	1:25.491	152
7	28.944	29.237	26.251	1:24.432	155	5	29.453	29.348	26.362	1:25.163	
8	29.709	<b>28.694</b>	25.820	1:24.223	155						

*Scott Laing*  
 Chief Timekeeper - Scott Laing

*Tom Williams*  
 Race Director - Tom Williams





# 2022 Round 5 : August 5 - 7

## Morgan Park Raceway



ASBK.COM.AU f t i y

### DUNLOP SUPERSPORT 300 CHAMPIONSHIP

#### Race 2

Date: 07/08/22  
 Event: R06  
 Weather: Sunny - Temp: 15.5C  
 Track: Dry - Temp: 30.5C

Started at: 11:04:53  
 Laps: 10  
 Starters: 22  
 Printed at: 21:19

#### AMENDED SPLIT TIMES

Lap	Split 1	Split 2	Split 3	Lap Time	Spd	Lap	Split 1	Split 2	Split 3	Lap Time	Spd
6	29.628	<b>29.157</b>	26.326	1:25.111		3	29.445	28.982	25.950	1:24.377	157
7	29.479	29.198	26.342	1:25.019		4	29.152	28.950	26.382	1:24.484	164
8	29.712	29.404	26.405	1:25.521	154	5	28.747	29.047	26.531	1:24.325	
9	29.938	29.534	26.423	1:25.895	152	6	29.626	<b>28.861</b>	26.032	1:24.519	
10	<b>29.356</b>	29.349	<b>26.244</b>	<b>1:24.949</b>	155	7	29.267	29.057	26.062	1:24.386	
<b>33 Jack FAVELLE (NSW) (13th)</b>						8	29.753	29.436	26.045	1:25.234	165
1	35.785	29.848	26.560	1:32.193	85	9	29.213	28.888	25.900	1:24.001	154
2	29.954	29.474	26.375	1:25.803	150	10	<b>28.690</b>	28.881	<b>25.790</b>	<b>1:23.361</b>	157
3	29.802	29.909	26.347	1:26.058	154	<b>51 Sam PEZZETTA (SA) (8th)</b>					
4	29.764	29.754	26.170	1:25.688	150	1	36.196	29.537	26.573	1:32.306	93
5	29.588	29.624	26.515	1:25.727		2	29.688	29.421	26.541	1:25.650	155
6	29.816	<b>29.118</b>	26.348	1:25.282		3	30.088	29.764	26.275	1:26.127	152
7	29.545	29.215	26.429	1:25.189	151	4	29.572	29.668	26.388	1:25.628	156
8	29.553	33.448	26.089	1:29.090	148	5	29.886	29.451	26.389	1:25.726	
9	<b>29.050</b>	29.480	<b>26.081</b>	<b>1:24.611</b>	150	6	30.303	<b>29.129</b>	26.232	1:25.664	
10	29.195	29.536	26.345	1:25.076	153	7	29.626	29.169	<b>26.220</b>	<b>1:25.015</b>	
<b>39 Glenn NELSON (QLD) (6th)</b>						8	29.882	29.316	26.311	1:25.509	150
1	33.650	29.228	26.193	1:29.071	72	9	29.485	29.824	26.236	1:25.545	154
2	29.747	29.143	26.145	1:25.035	152	10	<b>29.110</b>	29.508	26.591	1:25.209	157
3	29.376	29.166	25.954	1:24.496	157	<b>57 Cooper ROWNTREE (SA) (14th)</b>					
4	<b>29.092</b>	29.430	26.472	1:24.994	160	1	37.160	29.875	26.777	1:33.812	96
5	29.260	29.052	26.058	1:24.370		2	29.606	<b>29.309</b>	26.796	1:25.711	152
6	29.584	<b>28.963</b>	25.906	1:24.453		3	29.985	29.588	26.548	1:26.121	158
7	29.346	29.197	26.019	1:24.562	164	4	29.875	29.360	26.536	1:25.771	155
8	29.756	29.400	<b>25.663</b>	1:24.819	159	5	<b>29.314</b>	29.440	26.703	<b>1:25.457</b>	
9	29.243	29.049	25.664	<b>1:23.956</b>	159	6	29.583	29.424	26.717	1:25.724	
10	29.178	29.321	26.051	1:24.550	158	7	29.631	29.395	26.697	1:25.723	
<b>45 Jamie PORT (VIC) (16th)</b>						8	29.670	29.522	26.513	1:25.705	152
1	38.358	30.333	27.058	1:35.749	95	9	29.360	29.774	<b>26.461</b>	1:25.595	152
2	29.934	29.904	<b>26.705</b>	<b>1:26.543</b>	153	10	29.610	29.473	26.561	1:25.644	151
3	<b>29.763</b>	30.207	26.949	1:26.919	156	<b>65 Nate O'NEILL (QLD) (15th)</b>					
4	29.876	30.099	26.728	1:26.703	156	1	37.909	30.097	27.083	1:35.089	97
5	29.810	30.136	27.012	1:26.958		2	29.985	29.755	26.716	1:26.456	153
6	29.879	<b>29.628</b>	27.120	1:26.627		3	29.835	29.771	<b>26.527</b>	1:26.133	150
7	30.024	29.771	27.481	1:27.276		4	29.633	<b>29.518</b>	26.592	<b>1:25.743</b>	152
8	30.179	29.781	26.982	1:26.942	154	5	<b>29.519</b>	29.522	26.807	1:25.848	
9	29.965	29.865	27.047	1:26.877	148	6	29.676	29.778	26.789	1:26.243	
10	29.949	30.006	27.206	1:27.161	148	7	29.874	29.743	26.835	1:26.452	148
<b>46 Marianos NIKOLIS (NSW) (5th)</b>						8	29.990	29.892	26.773	1:26.655	149
1	34.616	29.173	26.088	1:29.877	89	9	29.873	30.085	26.970	1:26.928	147
2	29.362	29.055	26.091	1:24.508	159	10	30.031	30.463	27.046	1:27.540	147

*Scott Laing*  
 Chief Timekeeper - Scott Laing

*Tom Williams*  
 Race Director - Tom Williams





# 2022 Round 5 : August 5 - 7

## Morgan Park Raceway



ASBK.COM.AU f t i y

### DUNLOP SUPERSPORT 300 CHAMPIONSHIP

#### Race 2

Date: 07/08/22  
 Event: R06  
 Weather: Sunny - Temp: 15.5C  
 Track: Dry - Temp: 30.5C

Started at: 11:04:53  
 Laps: 10  
 Starters: 22  
 Printed at: 21:19

#### AMENDED SPLIT TIMES

Lap	Split 1	Split 2	Split 3	Lap Time	Spd	Lap	Split 1	Split 2	Split 3	Lap Time	Spd
<b>80 Cameron RENDE (SA) (12th)</b>						6	30.305	30.076	<b>26.492</b>	1:26.873	
1	36.428	29.682	26.650	1:32.760	95	7	30.041	30.050	26.837	1:26.928	
2	29.591	29.787	27.139	1:26.517	155	8	30.451	<b>30.020</b>	26.607	1:27.078	153
3	29.942	29.905	26.546	1:26.393	155	9	30.358	30.472	26.890	1:27.720	146
4	29.466	29.247	26.593	1:25.306	158	10	30.093	30.426	26.680	1:27.199	145
5	29.475	29.277	26.627	1:25.379							
6	29.532	<b>29.150</b>	26.562	1:25.244		<b>181 Liam WATERS (QLD) (DSQ)</b>					
7	<b>29.334</b>	29.317	<b>26.524</b>	<b>1:25.175</b>		1	34.192	29.373	26.081	1:29.646	76
8	29.931	29.266	26.559	1:25.756	158	2	29.547	29.183	26.047	1:24.777	156
9	29.681	29.577	26.893	1:26.151	154	3	29.633	28.934	25.903	1:24.470	159
10	29.503	29.508	26.719	1:25.730	153	4	29.267	28.913	26.239	1:24.419	165
						5	29.399	28.926	25.930	1:24.255	165
						6	29.258	28.995	25.940	1:24.193	158
<b>91 Taiyo AKSU (QLD) (1st)</b>						7	<b>29.042</b>	29.395	25.957	1:24.394	157
1	33.723	29.062	26.279	1:29.064	67	8	29.497	28.966	25.935	1:24.398	156
2	29.583	29.118	26.172	1:24.873	152	9	29.061	<b>28.907</b>	<b>25.835</b>	<b>1:23.803</b>	162
3	29.384	29.197	25.919	1:24.500	155	10	29.389	28.914	25.843	1:24.146	161
4	29.079	29.243	26.354	1:24.676	154						
5	29.207	<b>28.867</b>	26.178	1:24.252	154	<b>232 Daley MILLS (QLD) (19th)</b>					
6	29.208	29.086	26.139	1:24.433	155	1	38.825	30.407	27.413	1:36.645	99
7	29.197	29.219	26.112	1:24.528	154	2	30.700	<b>30.161</b>	<b>27.073</b>	<b>1:27.934</b>	149
8	29.086	28.924	26.014	1:24.024	162	3	30.448	30.349	27.149	1:27.946	150
9	<b>28.995</b>	28.978	<b>25.896</b>	<b>1:23.869</b>	154	4	30.341	30.256	27.454	1:28.051	150
10	29.126	28.969	26.143	1:24.238	152	5	<b>30.223</b>	30.353	27.588	1:28.164	151
						6	30.614	30.630	27.758	1:29.002	150
<b>118 Mark ORGAN (QLD) (17th)</b>						7	30.458	30.444	27.688	1:28.590	148
1	38.187	30.184	26.951	1:35.322	97	8	30.591	30.600	27.977	1:29.168	149
2	30.143	<b>29.670</b>	26.721	<b>1:26.534</b>	155	9	30.986	31.049	27.965	1:30.000	148
3	30.060	30.092	26.671	1:26.823	153	10	30.805	30.363	28.533	1:29.701	148
4	30.076	30.014	26.750	1:26.840	153						
5	30.144	30.228	27.062	1:27.434	149	<b>279 Hayden NELSON (NSW) (DNF)</b>					
6	30.195	29.870	<b>26.534</b>	1:26.599	154	1	34.959	28.965	26.197	1:30.121	82
7	30.231	29.716	27.129	1:27.076	149	2	29.458	29.242	26.042	1:24.742	157
8	30.340	29.908	27.050	1:27.298	147	3	29.493	29.102	26.051	1:24.646	159
9	<b>30.000</b>	29.912	26.852	1:26.764	150	4	<b>29.031</b>	<b>28.829</b>	26.424	1:24.284	159
10	30.183	29.766	27.649	1:27.598	151	5	29.448	28.844	26.166	1:24.458	
						6	29.442	28.897	25.933	1:24.272	
<b>125 Steve DOUGHERTY (QLD) (18th)</b>						7	29.397	28.840	25.880	<b>1:24.117</b>	
1	37.361	30.547	26.849	1:34.757	91	8	29.787	28.901	<b>25.611</b>	1:24.299	166
2	30.524	30.159	26.693	1:27.376	150						
3	<b>29.626</b>	30.372	26.852	<b>1:26.850</b>	150						
4	29.943	30.303	26.753	1:26.999	151						
5	30.087	30.273	26.738	1:27.098							

\*\*\* POST RACE AMENDMENT (08/08/22) - No. 181 (Liam Waters) disqualified due to a breach of ASBK Technical Regulations 4.26.4 Technical Regulations (SSP300) Permitted Modifications \*\*\*

The results are provisional until the end of the time limit for protests and appeals.

Chief Timekeeper - Scott Laing

Race Director - Tom Williams



www.computime.com.au  
 COMPUTIME RACE TIMING SYSTEMS PTY LTD





# Round 5 : August 5 - 7 Morgan Park Raceway



ASBK.COM.AU f t i y



## DUNLOP SUPERSPORT 300 CHAMPIONSHIP

### Race 2

Date: 07/08/22  
Event: R06  
Weather: Sunny - Temp: 15.5C  
Track: Dry - Temp: 30.5C


Started at: 11:04:53  
Laps: 10  
Starters: 22  
Printed at: 21:19

### AMENDED FASTEST LAPS SEQUENCE

Lap	Race Pos	No	Name	Machine	Fastest Lap	On Lap
1	1	91	Taiyo AKSU (QLD)	Yamaha YZF-R3	1:29.064	1
2	1	20	Jonathan NAHLOUS (NSW)	Kawasaki Ninja	1:24.712	2
2	4	26	Cameron SWAIN (QLD)	Yamaha YZF-R3	1:24.597	2
2	5	46	Marianos NIKOLIS (NSW)	Yamaha YZF-R3	1:24.508	2
2	7	3	Cameron DUNKER (NSW)	Yamaha YZF-R3	1:24.445	2
2	9	25	Brodie GAWITH (VIC)	Yamaha YZF-R3	1:24.292	2
4	6	279	Hayden NELSON (NSW)	Yamaha YZF-R3	1:24.284	4
5	1	91	Taiyo AKSU (QLD)	Yamaha YZF-R3	1:24.252	5
5	5	26	Cameron SWAIN (QLD)	Yamaha YZF-R3	1:23.988	5
9	1	20	Jonathan NAHLOUS (NSW)	Kawasaki Ninja	1:23.801	9
9	5	3	Cameron DUNKER (NSW)	Yamaha YZF-R3	1:23.437	9
10	6	46	Marianos NIKOLIS (NSW)	Yamaha YZF-R3	1:23.361	10

\*\*\* POST RACE AMENDMENT (08/08/22) - No. 181 (Liam Waters) disqualified due to a breach of ASBK Technical Regulations 4.26.4 Technical Regulations (SSP300) Permitted Modifications \*\*\*

The results are provisional until the end of the time limit for protests and appeals.

  
Chief Timekeeper - Scott Laing

  
Race Director - Tom Williams



[www.computime.com.au](http://www.computime.com.au)  
COMPUTIME RACE TIMING SYSTEMS PTY LTD





# Round 5 : August 5 - 7

## Morgan Park Raceway



ASBK.COM.AU f t i y

### DUNLOP SUPERSPORT 300 CHAMPIONSHIP

#### Race 2

Date: 07/08/22  
 Event: R06  
 Weather: Sunny - Temp: 15.5C  
 Track: Dry - Temp: 30.5C

Started at: 11:04:53  
 Laps: 10  
 Starters: 22  
 Printed at: 21:19

#### AMENDED LAP SHEET

No	Lap Time	Gap	No	Lap Time	Gap	No	Lap Time	Gap	No	Lap Time	Gap	No	Lap Time	Gap
<b>Lap 1</b>			46	1:24.508	.502	51	1:26.127	5.646	18	1:25.233	8.657	<b>Lap 6</b>		
91	1:29.064		181	1:24.777	.540	32	1:26.060	6.859	65	1:25.743	10.308	20	1:24.362	
39	1:29.071	.007	3	1:24.445	.846	12	1:25.943	6.887	118	1:26.840	12.406	181	1:24.193	.015
20	1:29.171	.107	279	1:24.742	.980	57	1:26.121	7.207	45	1:26.703	12.801	91	1:24.433	.053
181	1:29.646	.582	25	1:24.292	1.194	80	1:26.393	7.233	125	1:26.999	12.869	26	1:24.067	.171
26	1:29.764	.700	51	1:25.650	4.073	22	1:26.322	7.974	232	1:28.051	17.463	46	1:24.519	.345
46	1:29.877	.813	33	1:25.803	4.113	18	1:26.548	8.100	<b>Lap 5</b>			3	1:24.063	.622
279	1:30.121	1.057	32	1:26.353	5.353	65	1:26.133	9.241	91	1:24.252		39	1:24.453	.674
3	1:30.284	1.220	80	1:26.517	5.394	118	1:26.823	10.242	20	1:24.266	.018	279	1:24.272	.778
25	1:30.785	1.721	12	1:26.303	5.498	125	1:26.850	10.546	181	1:24.255	.202	25	1:24.132	1.116
33	1:32.193	3.129	57	1:25.711	5.640	45	1:26.919	10.774	46	1:24.325	.206	12	1:25.226	8.965
51	1:32.306	3.242	18	1:25.526	6.106	232	1:27.946	14.088	26	1:23.988	.484	33	1:25.282	9.006
80	1:32.760	3.696	22	1:25.941	6.206	<b>Lap 4</b>			39	1:24.370	.601	32	1:25.111	9.316
32	1:32.883	3.819	65	1:26.456	7.662	91	1:24.676		279	1:24.458	.886	51	1:25.664	9.356
12	1:33.078	4.014	118	1:26.534	7.973	20	1:24.661	.004	3	1:24.188	.939	80	1:25.244	9.854
57	1:33.812	4.748	125	1:27.376	8.250	46	1:24.484	.133	25	1:24.471	1.364	57	1:25.724	10.851
22	1:34.148	5.084	45	1:26.543	8.409	181	1:24.419	.199	51	1:25.726	8.072	22	1:25.937	10.855
18	1:34.463	5.399	232	1:27.934	10.696	39	1:24.994	.483	33	1:25.727	8.104	18	1:25.356	10.947
125	1:34.757	5.693	<b>Lap 3</b>			279	1:24.284	.680	12	1:24.891	8.119	65	1:26.243	13.767
65	1:35.089	6.025	91	1:24.500		26	1:24.667	.748	32	1:25.163	8.585	45	1:26.627	17.754
118	1:35.322	6.258	20	1:24.573	.019	3	1:24.864	1.003	80	1:25.379	8.990	118	1:26.599	17.807
45	1:35.749	6.685	39	1:24.496	.165	25	1:24.473	1.145	22	1:25.212	9.298	125	1:26.873	18.208
232	1:36.645	7.581	46	1:24.377	.325	51	1:25.628	6.598	57	1:25.457	9.507	232	1:29.002	25.997
<b>Lap 2</b>			181	1:24.470	.456	33	1:25.688	6.629	18	1:25.566	9.971	<b>Lap 7</b>		
20	1:24.712		26	1:24.833	.757	12	1:25.269	7.480	65	1:25.848	11.904	26	1:24.197	
91	1:24.873	.054	3	1:24.523	.815	32	1:25.491	7.674	45	1:26.958	15.507	181	1:24.394	.041
39	1:25.035	.223	279	1:24.646	1.072	80	1:25.306	7.863	118	1:27.434	15.588	20	1:24.432	.064
26	1:24.597	.478	25	1:24.708	1.348	57	1:25.771	8.302	125	1:27.098	15.715	91	1:24.528	.213
			33	1:26.058	5.617	22	1:25.040	8.338	232	1:28.164	21.375			

*Scott Laing*  
 Chief Timekeeper - Scott Laing

*Tom Williams*  
 Race Director - Tom Williams



www.computime.com.au  
 COMPUTIME RACE TIMING SYSTEMS PTY LTD





# Round 5 : August 5 - 7 Morgan Park Raceway



## DUNLOP SUPERSPORT 300 CHAMPIONSHIP

### Race 2

Date: 07/08/22  
Event: R06  
Weather: Sunny - Temp: 15.5C  
Track: Dry - Temp: 30.5C

Started at: 11:04:53  
Laps: 10  
Starters: 22  
Printed at: 21:20

### AMENDED LAP SHEET

No	Lap Time	Gap	No	Lap Time	Gap	No	Lap Time	Gap
46	1:24.386	.363	32	1:25.521	11.251	65	1:26.928	21.346
3	1:24.209	.463	51	1:25.509	11.275	45	1:26.877	26.393
279	1:24.117	.527	22	1:24.637	11.372	118	1:26.764	26.489
39	1:24.562	.868	80	1:25.756	12.180	125	1:27.720	27.478
25	1:24.460	1.208	18	1:25.251	13.151	232	1:30.000	41.299
33	1:25.189	9.827	57	1:25.705	13.674	<b>Lap 10</b>		
12	1:25.254	9.851	33	1:29.090	14.680	91	1:24.238	
32	1:25.019	9.967	65	1:26.655	18.269	181	1:24.146	.044
51	1:25.015	10.003	45	1:26.942	23.367	26	1:23.781	.049
80	1:25.175	10.661	118	1:27.298	23.576	20	1:24.337	.081
22	1:24.485	10.972	125	1:27.078	23.609	3	1:23.771	.480
18	1:25.558	12.137	232	1:29.168	35.150	46	1:23.361	.615
57	1:25.723	12.206	<b>Lap 9</b>			39	1:24.550	1.849
65	1:26.452	15.851	20	1:23.801		25	1:24.529	1.920
118	1:27.076	20.515	91	1:23.869	.018	51	1:25.209	13.922
45	1:27.276	20.662	181	1:23.803	.154	32	1:24.949	13.988
125	1:26.928	20.768	26	1:23.955	.524	22	1:25.684	14.342
232	1:28.590	30.219	3	1:23.437	.965	18	1:25.531	15.949
<b>Lap 8</b>			46	1:24.001	1.510	80	1:25.730	15.954
91	1:24.024		39	1:23.956	1.555	33	1:25.076	16.260
20	1:24.223	.050	25	1:23.929	1.647	57	1:25.644	16.806
181	1:24.398	.202	12	1:25.418	12.351	65	1:27.540	24.630
26	1:24.657	.420	22	1:25.393	12.914	45	1:27.161	29.298
279	1:24.299	.589	51	1:25.545	12.969	118	1:27.598	29.831
46	1:25.234	1.360	32	1:25.895	13.295	125	1:27.199	30.421
3	1:25.153	1.379	80	1:26.151	14.480	232	1:29.701	46.744
39	1:24.819	1.450	18	1:25.374	14.674	12	2:01.372	49.467
25	1:24.598	1.569	57	1:25.595	15.418			
12	1:25.170	10.784	33	1:24.611	15.440			

\*\*\* POST RACE AMENDMENT (08/08/22) - No. 181 (Liam Waters) disqualified due to a breach of ASBK Technical Regulations 4.26.4 Technical Regulations (SSP300) Permitted Modifications \*\*\*

The results are provisional until the end of the time limit for protests and appeals.

*Scott Lallg*  
Chief Timekeeper - Scott Lallg

*Tom Williams*  
Race Director - Tom Williams



www.computime.com.au  
COMPUTIME RACE TIMING SYSTEMS PTY LTD







# Round 5 : August 5 - 7 Morgan Park Raceway



ASBK.COM.AU f t i y

## DUNLOP SUPERSPORT 300 CHAMPIONSHIP

### Race 2

Date: 07/08/22  
Event: R06  
Weather: Sunny - Temp: 15.5C  
Track: Dry - Temp: 30.5C

Started at: 11:04:53  
Laps: 10  
Starters: 22  
Printed at: 21:20

### AMENDED LAP CHART

Name	Grid	1	2	3	4	5	6	7	8	9	10	Name
T. AKSU	91	91	20	91	91	91	20	26	91	20	91	T. AKSU
G. NELSON	39	39	91	20	20	20	181	181	20	91	181	L. WATERS
J. NAHLOUS	20	20	39	39	46	181	91	20	181	181	26	C. SWAIN
L. WATERS	181	181	26	46	181	46	26	91	26	26	20	J. NAHLOUS
C. SWAIN	26	26	46	181	39	26	46	46	279	3	3	C. DUNKER
C. DUNKER	3	46	181	26	279	39	3	3	46	46	46	M. NIKOLIS
H. NELSON	279	279	3	3	26	279	39	279	3	39	39	G. NELSON
B. GAWITH	25	3	279	279	3	3	279	39	39	25	25	B. GAWITH
M. NIKOLIS	46	25	25	25	25	25	25	25	25	12	51	S. PEZZETTA
J. FAVELLE	33	33	51	33	51	51	12	33	12	22	32	J. RUSSO
T. VERCOE	18	51	33	51	33	33	33	12	32	51	22	Z. JOHNSON
J. RUSSO	32	80	32	32	12	12	32	32	51	32	18	T. VERCOE
S. PEZZETTA	51	32	80	12	32	32	51	51	22	80	80	C. RENDE
H. SNELL	12	12	12	57	80	80	80	80	80	18	33	J. FAVELLE
C. RENDE	80	57	57	80	57	22	57	22	18	57	57	C. ROWNTREE
S. DOUGHERTY	125	22	18	22	22	57	22	18	57	33	65	N. O'NEILL
J. PORT	45	18	22	18	18	18	18	57	33	65	45	J. PORT
C. ROWNTREE	57	125	65	65	65	65	65	65	65	45	118	M. ORGAN
N. O'NEILL	65	65	118	118	118	45	45	118	45	118	125	S. DOUGHERTY
M. ORGAN	118	118	125	125	45	118	118	45	118	125	232	D. MILLS
D. MILLS	232	45	45	45	125	125	125	125	125	232	12	H. SNELL
Z. JOHNSON	22	232	232	232	232	232	232	232	232			
K. O'DONNELL	49											K. O'DONNELL

\*\*\* POST RACE AMENDMENT (08/08/22) - No. 181 (Liam Waters) disqualified due to a breach of ASBK Technical Regulations 4.26.4 Technical Regulations (SSP300) Permitted Modifications \*\*\*

The results are provisional until the end of the time limit for protests and appeals.

*Scott Laing*  
Chief Timekeeper - Scott Laing

*Tom Williams*  
Race Director - Tom Williams



www.computime.com.au  
COMPUTIME RACE TIMING SYSTEMS PTY LTD





# Round 5 : August 5 - 7 Morgan Park Raceway



## DUNLOP SUPERSPORT 300 CHAMPIONSHIP

### Race 2

Date: 07/08/22  
Event: R06  
Weather: Sunny - Temp: 15.5C  
Track: Dry - Temp: 30.5C

Started at: 11:04:53  
Laps: 10  
Starters: 22  
Printed at: 21:20

### AMENDED BEST PARTIAL TIMES

Pos	Split 1		Split 2		Split 3		LAP		
	Name	Time	Name	Time	Name	Time	Name	Ideal	Fastest
1	M. NIKOLIS	28.690	J. NAHLOUS	28.694	B. GAWITH	25.491	C. DUNKER	1:23.272	1:23.437
2	C. DUNKER	28.813	C. SWAIN	28.765	H. NELSON	25.611	M. NIKOLIS	1:23.341	1:23.361
3	C. SWAIN	28.846	C. DUNKER	28.814	C. DUNKER	25.645	J. NAHLOUS	1:23.343	1:23.801
4	J. NAHLOUS	28.874	H. NELSON	28.829	G. NELSON	25.663	C. SWAIN	1:23.449	1:23.781
5	B. GAWITH	28.936	M. NIKOLIS	28.861	J. NAHLOUS	25.775	B. GAWITH	1:23.457	1:23.929
6	T. AKSU	28.995	T. AKSU	28.867	M. NIKOLIS	25.790	H. NELSON	1:23.471	1:24.117
7	H. NELSON	29.031	L. WATERS	28.907	L. WATERS	25.835	G. NELSON	1:23.718	1:23.956
8	L. WATERS	29.042	G. NELSON	28.963	C. SWAIN	25.838	T. AKSU	1:23.758	1:23.869
9	J. FAVELLE	29.050	B. GAWITH	29.030	T. AKSU	25.896	L. WATERS	1:23.784	1:23.803
10	G. NELSON	29.092	J. FAVELLE	29.118	Z. JOHNSON	25.913	J. FAVELLE	1:24.249	1:24.611
11	S. PEZZETTA	29.110	Z. JOHNSON	29.120	T. VERCOE	26.036	Z. JOHNSON	1:24.272	1:24.485
12	Z. JOHNSON	29.239	S. PEZZETTA	29.129	H. SNELL	26.036	S. PEZZETTA	1:24.459	1:25.015
13	T. VERCOE	29.314	C. RENDE	29.150	J. FAVELLE	26.081	H. SNELL	1:24.626	1:24.891
14	C. ROWNTREE	29.314	J. RUSSO	29.157	S. PEZZETTA	26.220	J. RUSSO	1:24.757	1:24.949
15	C. RENDE	29.334	H. SNELL	29.212	J. RUSSO	26.244	T. VERCOE	1:24.876	1:25.233
16	J. RUSSO	29.356	C. ROWNTREE	29.309	C. ROWNTREE	26.461	C. RENDE	1:25.008	1:25.175
17	H. SNELL	29.378	N. O'NEILL	29.518	S. DOUGHERTY	26.492	C. ROWNTREE	1:25.084	1:25.457
18	N. O'NEILL	29.519	T. VERCOE	29.526	C. RENDE	26.524	N. O'NEILL	1:25.564	1:25.743
19	S. DOUGHERTY	29.626	J. PORT	29.628	N. O'NEILL	26.527	J. PORT	1:26.096	1:26.543
20	J. PORT	29.763	M. ORGAN	29.670	M. ORGAN	26.534	S. DOUGHER	1:26.138	1:26.850
21	M. ORGAN	30.000	S. DOUGHERTY	30.020	J. PORT	26.705	M. ORGAN	1:26.204	1:26.534
22	D. MILLS	30.223	D. MILLS	30.161	D. MILLS	27.073	D. MILLS	1:27.457	1:27.934

\*\*\* POST RACE AMENDMENT (08/08/22) - No. 181 (Liam Waters) disqualified due to a breach of ASBK Technical Regulations 4.26.4 Technical Regulations (SSP300) Permitted Modifications \*\*\*

The results are provisional until the end of the time limit for protests and appeals.

*Scott Lailg*  
Chief Timekeeper - Scott Lailg

*Tom Williams*  
Race Director - Tom Williams





# Round 5 : August 5 - 7

## Morgan Park Raceway




ASBK.COM.AU f t i y

### AUSTRALIAN SUPERSPORT 300 CHAMPIONSHIP

### AMENDED PROGRESSIVE ROUND POINTS

#### AUSTRALIAN SUPERSPORT 300 CHAMPIONSHIP

Pos	No	Name	Machine	Rnd 4 Pole	Rnd 4 Race 1	Rnd 4 Race 2	Total
1	91	Taiyo AKSU	Yamaha	1	25	25	51
2	20	Jonathan NAHLOUS	Kawasaki		20	18	38
3	26	Cameron SWAIN	Yamaha		15	20	35
4	3	Cameron DUNKER	Yamaha		16	17	33
5	39	Glenn NELSON	Yamaha		17	15	32
6	46	Marianos NIKOLIS	Yamaha		14	16	30
7	25	Brodie GAWITH	Yamaha		13	14	27
8	32	Jai RUSSO	Yamaha		12	12	24
9	51	Sam PEZZETTA	Yamaha		10	13	23
10	22	Zac JOHNSON	Kawasaki		9	11	20
11	33	Jack FAVELLE	Yamaha		11	8	19
12	18	Tristan VERCOE	Kawasaki		8	10	18
13	279	Hayden NELSON	Yamaha		18		18
14	80	Cameron RENDE	Yamaha		7	9	16
15	57	Cooper ROWNTREE	Yamaha		6	7	13
16	65	Nate O'NEILL	Yamaha		5	6	11
17	45	Jamie PORT	Yamaha		4	5	9
18	125	Steve DOUGHERTY	Yamaha		3	3	6
19	118	Mark ORGAN	Kawasaki		1	4	5
20	232	Daley MILLS	Kawasaki		2	2	4
21	12	Henry SNELL	Yamaha			1	1

  
 Chief Timekeeper - Scott Laing

  
 Race Director - Tom Williams



[www.computime.com.au](http://www.computime.com.au)  
 COMPUTIME RACE TIMING SYSTEMS PTY LTD





# Round 5 : August 5 - 7

## Morgan Park Raceway



ASBK.COM.AU f t i y

### AUSTRALIAN SUPERSPORT 300 CHAMPIONSHIP

### AMENDED PROGRESSIVE CHAMPIONSHIP POINTS

#### AUSTRALIAN SUPERSPORT 300 CHAMPIONSHIP

Pos	No	Name	Machine	Rnd 1 PI	Rnd 2 Qld	Rnd 3 W/fld	Rnd 4 Pole	Rnd 4 Race 1	Rnd 4 Race 2	Total
1	3	Cameron DUNKER	Yamaha	48	60	76		16	17	217
2	39	Glenn NELSON	Yamaha	38	66	54		17	15	190
3	91	Taiyo AKSU	Yamaha	51	18	57	1	25	25	177
4	16	James JACOBS	Kawasaki	54	55	50				159
5	12	Henry SNELL	Yamaha	68	52	37			1	158
6	279	Hayden NELSON	Yamaha	29	38	51		18		136
7	51	Sam PEZZETTA	Yamaha	34	29	34		10	13	120
8	32	Jai RUSSO	Yamaha	37	35	24		12	12	120
9	20	Jonathan NAHLOUS	Kawasaki	14	51	16		20	18	119
10	25	Brodie GAWITH	Yamaha		39	39		13	14	105
11	26	Cameron SWAIN	Yamaha			43		15	20	78
12	46	Marianos NIKOLIS	Yamaha			36		14	16	66
13	66	Mitchell SIMPSON	Yamaha	26	34					60
14	23	Jordan SIMPSON	Yamaha	13	10	30				53
15	57	Cooper ROWNTREE	Yamaha	10		25		6	7	48
16	88	Joseph MARINIELLO	Kawasaki	43						43
17	11	Brandon DEMMERY	Yamaha	39						39
18	63	Clay CLEGG	Yamaha	21	16					37
19	181	Liam WATERS	Yamaha	35						35
20	85	Jayden MARTIN	Yamaha	4	30					34
21	355	Laura BROWN	Yamaha	34						34
22	65	Nate O'NEILL	Yamaha		22			5	6	33
23	33	Jack FAVELLE	Yamaha	11				11	8	30
24	45	Jamie PORT	Yamaha			20		4	5	29
25	222	Lincoln KNIGHT	Yamaha	23						23
26	22	Zac JOHNSON	Kawasaki					9	11	20
27	18	Tristan VERCOE	Kawasaki					8	10	18
28	80	Cameron RENDE	Yamaha					7	9	16
29	97	Peter NERLICH	Kawasaki	12						12
30	125	Steve DOUGHERTY	Yamaha					3	3	6
31	118	Mark ORGAN	Kawasaki					1	4	5
32	232	Daley MILLS	Kawasaki					2	2	4
33	5	Jake SENIOR	Yamaha	4						4

*Scott Laing*  
 Chief Timekeeper - Scott Laing

*Tom Williams*  
 Race Director - Tom Williams



[www.computime.com.au](http://www.computime.com.au)  
 COMPUTIME RACE TIMING SYSTEMS PTY LTD





**Round 5 : August 5 - 7**  
**Morgan Park Raceway**



ASBK.COM.AU f t i y



**DUNLOP SUPERSPORT 300 CHAMPIONSHIP**

**Race 2**

Date: 07/08/22  
Event: R06  
Weather: Sunny - Temp: 15.5C  
Track: Dry - Temp: 30.5C


Started at: 11:04:53  
Laps: 10  
Starters: 22  
Printed at: 21:20

**AMENDED RACE INFORMATION**

Time	Description
11:00:04	Pit exit open - closes in 1:00
11:01:05	PIT EXIT CLOSED
11:01:12	SIGHTING LAP STARTED
11:02:18	BIKES ON GRID
11:02:36	WARM UP LAP STARTED
11:04:53	Event Start
11:05:42	RACE DIRECTION: START UNDER INVESTIGATION
11:07:38	NO JUMP STARTS
11:17:23	Rider 279 (Hayden NELSON) CRASHED TURN 6 - RIDER UP
11:19:01	Chequered Flag
11:20:20	Event Finish

\*\*\* POST RACE AMENDMENT (08/08/22) - No. 181 (Liam Waters) disqualified due to a breach of ASBK Technical Regulations 4.26.4 Technical Regulations (SSP300) Permitted Modifications \*\*\*

The results are provisional until the end of the time limit for protests and appeals.

  
Chief Timekeeper - Scott Laing

  
Race Director - Tom Williams



[www.computime.com.au](http://www.computime.com.au)  
**COMPUTIME RACE TIMING SYSTEMS PTY LTD**

